



# DESCRIÇÃO COMPLETA **LG158-1**

**SILMAQ**<sup>®</sup>



AVISO: ESTE CONTEÚDO É UMA CÓPIA DA VERSÃO ORIGINAL DO FORNECEDOR E ESTÁ NO SEU IDIOMA DE ORIGEM. A SILMAQ ESTÁ TRABALHANDO NA TRADUÇÃO DESTE MATERIAL, PARA SOLICITAR A VERSÃO EM PORTUGUÊS DO BRASIL ENVIE UM E-MAIL PARA [QUALIDADE@SILMAQ.COM.BR](mailto:QUALIDADE@SILMAQ.COM.BR) © JUKI ® SILMAQ/SA - [WWW.SILMAQ.COM.BR](http://WWW.SILMAQ.COM.BR)

Unison-feed, Long Arm Lockstitch Machine with Vertical-axis Large Hook

LG-158 (2-needle)

LG-158-1 (1-needle)

**With a generous 750 mm of free space under the arm and powerful unison-feed that provides a maximum stitch length of 10 mm, the machine delivers outstanding productivity when sewing heavy materials such as tents and sheets.**






## The machine head structure is designed to improve operability.

With its 750 mm wide space under the arm and a handwheel mounted at the middle of arm, the machine is ideal for the sewing of heavy materials such as tents and sheets. A large material can be sewn while spread over the bed.

The bobbin winder is installed at the front face of the arm for easy operation.

The presser foot goes up as high as 21.5 mm to ensure easy placement/removal of extra heavy-weight materials.



LG-158

## Consistent seam quality

With its unison feed mechanism that ensures a smooth and steady feed of materials, the machine provides consistent seam quality with no material slippage. Eleven different kinds of needle gauges are prepared for the LG-158. The most suitable gauge for the current machine use can easily be selected.




## The frequency of bobbin thread replacement is reduced.

Since the machine incorporates a vertical-axis large hook, the frequency of bobbin thread replacement is reduced, further increasing efficiency.



## Safety device protects the needle and hook from damage.

If the thread gets caught in the hook, the safety device is automatically actuated, preventing possible hook damage. Pressing the reset button will immediately return the machine to the normal state.



## Specifications

| Model name                          | LG-158                                    | LG-158-1 |
|-------------------------------------|---|----------|
|                                     | 2-needle                                  | 1-needle |
| Max. sewing speed                   | 1,500rpm                                  |          |
| Max. stitch length                  | 10mm (normal/reverse feed)                |          |
| Needle bar stroke                   | 46.9mm                                    |          |
| Needle gauge                        | Standard 19.1mm (3/4")                    |          |
| Lift of the presser foot            | By pedal: 21.5mm                          |          |
| Thread take-up                      | Side type                                 |          |
| Alternating vertical movement       | 6 ~ 19mm                                  |          |
| Hook                                | Vertical-axis large hook                  |          |
| Needle (at the time of delivery)    | DD x 1 (#25)                              |          |
| Thread                              | #20 ~ #5, B69 ~ B138, Nm=40/3 ~ 20/3      |          |
| Safety mechanism                    | Provided as standard                      |          |
| Bobbin winder                       | Built on the machine arm                  |          |
| Lubrication                         | By an oiler                               |          |
| Lubricating oil                     | JUKI New Oil No.1 (equivalent to ISO VG7) |          |
| Distance from needle to machine arm | 750mm                                     |          |
| Bed size                            | 1,088mm x 230mm                           |          |
| Weight of the machine head          | 108kg                                     |          |

To order, please contact your nearest JUKI distributor.

## When you place orders

Please note when placing orders, that the model name should be written as follows:

LG158   LG1581

| Needle gauge (mm)    | Code |
|----------------------|------|
| 6.4 (1/4")           | F    |
| 7.9 (5/16")          | H    |
| 9.5 (3/8")           | K    |
| 12.7 (1/2")          | L    |
| 15.9 (5/8")          | M    |
| 19.1 (3/4") Standard | N    |
| 25.4 (1")            | Q    |
| 31.8 (1-1/4")        | S    |
| 38.1 (1-1/2")        | U    |
| 50.8 (2")            | 2    |
| 63.5 (2-1/2")        | 3    |



**JUKI CORPORATION HEAD OFFICE**  
The environmental management system to promote and conduct (1) the technological and technical research, the development and design of the products to which the environmental impact is considered, (2) the conservation of the energy and resources, and the recycling, in the research, development, design, distribution, sale and maintenance service of the industrial sewing machines, household sewing machines and industrial-use robots, etc. and in the purchase, distribution and sale of the household commodities including the healthcare products.

**JUKI**  
**JUKI CORPORATION**  
**MARKETING & SALES H.Q.**

8-2-1, KOKURYO-CHO, CHOFU-SHI,  
TOKYO 182-8655, JAPAN  
PHONE : (81) 3-3480-2357, 2358  
FAX : (81) 3-3430-4909, 4914  
<http://www.juki.com>

\* Specifications and appearance are subject to change without prior notice for improvement.  
\* Read the instruction manual before putting the machine into service to ensure safety.  
\* This catalog is printed on recycle paper.



# INFORMAÇÕES GERAIS



PARA INFORMAÇÕES SOBRE COMO ADQUIRIR  
ESTE EQUIPAMENTO ENTRE EM CONTATO  
COM A EQUIPE DE VENDAS DA SILMAQ

BLUMENAU - SC  
Rua República Argentina, 2025  
Ponta Aguda - 89050-173  
Fone: (47) 3321-4444

MARINGÁ - PR  
Av. Américo Belay, 1508  
Jardim Imperial - 87023-000  
Fone: (44) 3268-4111

SÃO PAULO - SP  
Rua Mamoré, 632  
Bom Retiro - 01128-020  
Fone: (11) 3331-0335

RECIFE - PE  
Rodovia BR 101 Sul, 1532  
Jabotão dos Guararapes - 54335-000  
Fone: (81) 2126-0260

MANUAIS DISPONÍVEIS EM  
[WWW.SILMAQ.COM.BR](http://WWW.SILMAQ.COM.BR)

Para informações sobre a operação deste equipamento, consulte o Manual do Usuário.  
Para informações sobre a instalação do equipamento, consulte o Manual de Engenharia.  
Para informações sobre eventuais trocas de peças, consulte a Lista de Peças.